

SR Vivodent® S PE | S DCL

The exceptionally esthetic tooth for sophisticated needs



*Simply
brilliant!*



ivoclar
vivadent
passion vision innovation

Two tooth lines – one esthetic result

SR Vivodent® S PE | S DCL

SR Orthotyp® S PE | S DCL

SR Ortholingual® S DCL

Nature creates the most beautiful tooth shapes and shades and these have guided us in the design of the new SR Vivodent® S PE and SR Vivodent® S DCL tooth lines. Esthetically and prosthetically optimized, the tooth lines are designed to meet the individual needs of today's and tomorrow's patients.




Expressive and individual

The shade intensity, brilliance and translucency of these tooth lines closely imitate the properties of natural teeth, resulting in dental prostheses that integrate exceptionally well into the oral surroundings.


The multifunctional shade guide, designed with the needs of the clinician in mind, assists in many ways. It can be used to determine not only the tooth shade but also the tooth size and lip closure line. This has been achieved by integrating a **facial meter** and a **papillameter** into the design of the new shade guide.

20 PE shades



The PE shades reflect the shade characteristics typically found in older patients.

16 A–D and 4 Bleach shades



A–D and Bleach shades are frequently used in combination prosthetics.

” I am impressed with how versatile these teeth are. I can use them for fabricating any kind of removable dentures because they offer both esthetics and functionality.

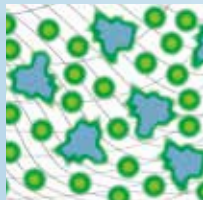
Alejandro Díaz, Spain



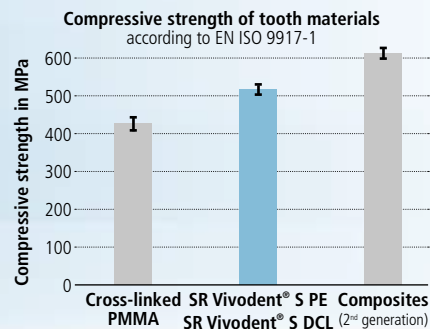
Highly cross-linked DCL material

The new SR Vivodent S PE and SR Vivodent S DCL tooth lines are entirely made of highly cross-linked DCL acrylic (Double Cross-Linked). This material consists of a distinctively modified variant of polymethyl methacrylate in which both the polymer and matrix are cross-linked.

The result is a material that does not only feature higher compressive strength but also similar flexibility to conventional PMMA. For this reason, improved denture longevity can be expected. A sound bond of the denture teeth to the denture base material is another advantage of the DCL material.



- Cross-linked PMMA matrix
- Diffusion layer
- PMMA pearl polymer fillers
- Highly cross-linked prepolymer fillers



Source: R&D, Ivoclar Vivadent AG, Schaan, 2015



Dentures designed by:
Jean-Yves Ciers, France,
and Davide Nadalini, Italy

Highlights at a glance

Indications	Complete, partial and implant prosthetics
Esthetics	
Wear resistance	
Occlusal options	

Anterior tooth characteristics

Designed by nature, tried-and-tested a million times over

Nature is the best guide for the design of artificial teeth. This was already the guiding principle of Master Dental Technician Eugen Schlaich, when he created the basis of the Vivodent tooth moulds more than fifty years ago.

This principle still stands up as much today as it did then. Master Dental Technician Rudolf Wohlgenannt, who has provided advice during the further development of the teeth, feels that the moulds of the new tooth line have gained in beauty.

Exceptional design

Each of the 16 upper and 8 lower moulds is specifically designed to suit the characteristics of the individual tooth:

- True-to-nature dimensions
- Physiological curvatures
- Vivid surface characteristics
- Shape-specific layering
- Pronounced tooth necks

“ *Today's patients place a great deal of value on esthetics. That's why I use SR Vivodent S PE – for a successful combination of naturalness and strength.*

Pasquale Lacasella, Italy ”

The anterior moulds are designed to meet the essential requirements that every modern denture tooth should fulfil:



Harmonious enamel covering on all sides, providing room for creativity in the setup of anterior teeth



Wide tooth neck to cover structural elements



Specially designed interdental closures for enhanced white esthetics





Unique features consistently reproduced

Natural human tooth shapes can be categorized into three basic shapes.



This tooth group is characterized by narrow crowns with a tapering shape towards the cervical portion. The moulds feature a slight vertical curvature.

Curvature characteristics are more distinct in this tooth group. The labial curvature is particularly pronounced.

This group is dominated by the central incisors. The teeth display a moderate vertical labial curvature.

The moulds are additionally grouped into sizes S, M and L to ensure fast and easy tooth mould selection.

Delivery forms

16 maxillary moulds
8 mandibular moulds



In 20 PE shades



In 16 A–D and 4 Bleach shades

Posterior tooth characteristics

Completely functional

The original moulds were developed by Dr Rainer Strack in collaboration with Master Dental Technician Eugen Schlaich. They are based on a detailed functional analysis of the stomatognathic system and therefore create the basis for the successful manufacture of stable and functional prostheses.

The posterior tooth moulds have been further developed to feature a modern appearance and meet the high requirements placed on the prosthetic and esthetic qualities of modern prostheses. The proven functional occlusal design, however, has remained unaltered.

Classic occlusion

SR Orthotyp S PE and **SR Orthotyp S DCL** are the classic choice for use in complete, partial, hybrid and implant-supported dentures. The Orthotyp teeth are set up in accordance with a normal bite situation in a one-to-two-tooth relation.

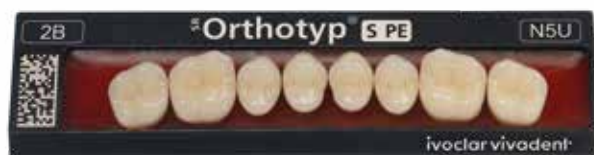
One-to-two-tooth setup



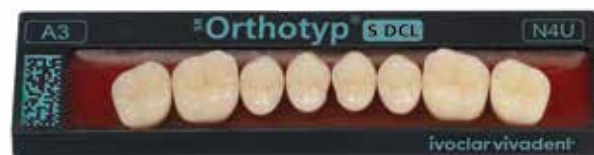
Delivery forms

4 maxillary sets
4 mandibular sets

4 maxillary sets
4 mandibular sets



In 20 PE shades



In 16 A-D and 4 Bleach shades



” Beautiful teeth with wide tooth necks that allow structural elements to be esthetically concealed.

Laurent Arnould, France



Lingualized occlusion

Set up in a lingualized occlusion, the **SR Ortholingual S DCL** teeth provide enhanced stability in implant-supported removable dentures. For this purpose, the teeth are set up in a tooth-to-tooth relation. The Ortholingual teeth are also suitable for being set up in a one-to-two-tooth relation.

Tooth-to-tooth setup



3 maxillary sets
3 mandibular sets



In 16 A–D and 4 Bleach shades

The range of products may vary from country to country.

More system - more efficiency

Ivoclar Vivadent offers a Clinical and Technical Protocol for Removable Denture Prosthetics. These protocols build on interlinked successive modules that assist dental technicians and clinicians in collaborating effectively to achieve successful results by adopting a systematic approach.

Flexibility in the completion of dentures

Innovative high-performance products, devices and materials facilitate the process flow. They are functionally coordinated with each other to increase the efficiency in the dental lab and practice – for both conventional and digital procedures.

The tooth moulds are stored in the tooth library of the Digital Denture Professional software module for the digital design and manufacture of removable dentures.





Removable Prosthetics

SR Vivodent® S PE and SR Vivodent® S DCL form a part of the "Removable Prosthetics" product category. The products of this category cover the procedure involved in the fabrication of removable dentures – from treatment planning and impression taking to aftercare. The products are optimally coordinated with each other and enable successful processing and application.



THESE ARE FURTHER PRODUCTS OF THIS CATEGORY:

Stratos®

Tried-and-tested articulators



Convincing quality and precision

Simulation of jaw movements to ensure high-quality restorations in removable and fixed denture prosthetics

Denture base material

Easy and reliable to use



Impressive variety and precision

- Predosed or conventional, for more convenient use
- Available for injection, packing and pouring techniques
- Meets many different needs with regard to strength

Would you like to know more about the products of the "Removable Prosthetics" category? Simply get in touch with your contact person at Ivoclar Vivadent or visit www.ivoclarvivadent.com for more information.

Ivoclar Vivadent AG
 Bendererstr. Bendererstr.
 9494 Schaan
 Liechtenstein
 Tel. +423 235 35 35
 Fax +423 235 33 60
www.ivoclarvivadent.com

Descriptions and data constitute no warranty of attributes.
 © Ivoclar Vivadent AG, Schaan
 688411/EN/2018-12-18

ivoclar
vivadent®
 passion vision innovation